



ANCORATO

ZERO DOLLAR BALANCED

STRATEGY OBJECTIVES

- Balanced portfolio imitating a 60/40 stock to bond blend.
- Participate in market growth.
- Protect against full market drawdowns.

STRATEGY OVERVIEW

The Zero Dollar Balanced strategy seeks to have more capital appreciation than a traditional 60/40 portfolio, while trying to keep the same protection. Using target outcome ETF's and dialed in exposure to strategic sectors, the strategy seeks to create upside market participation while still protecting against full participation in market drawdowns through the use of ultra short duration and aggregate bond positions.

INVESTMENT COMMITTEE

CALEB HOWARD
Strategy Manager | Portfolio Manager

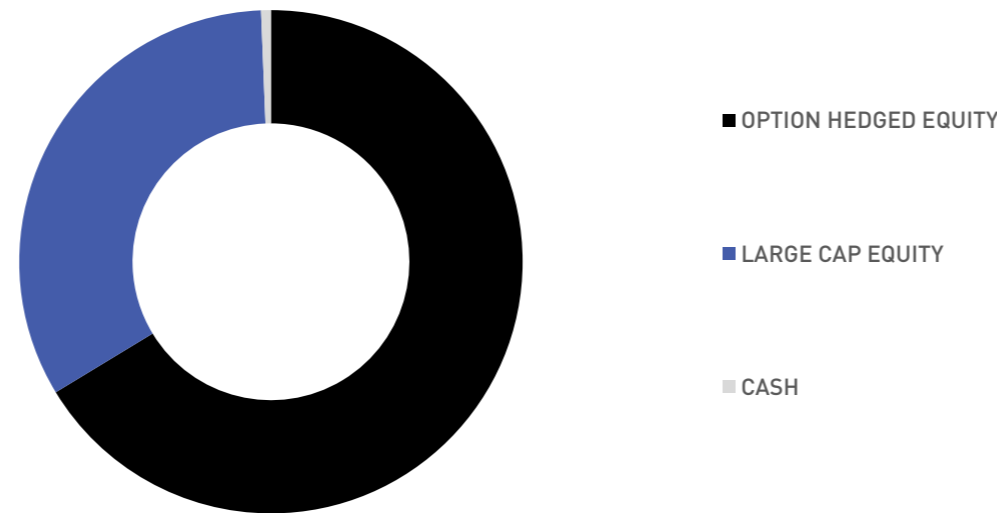
ANDY RAD
Managing Partner | CIO

PETE COVINO
Founder

DUSTIN LLOYD
Analyst

ANTONIO SMITH
Analyst

CURRENT ALLOCATION



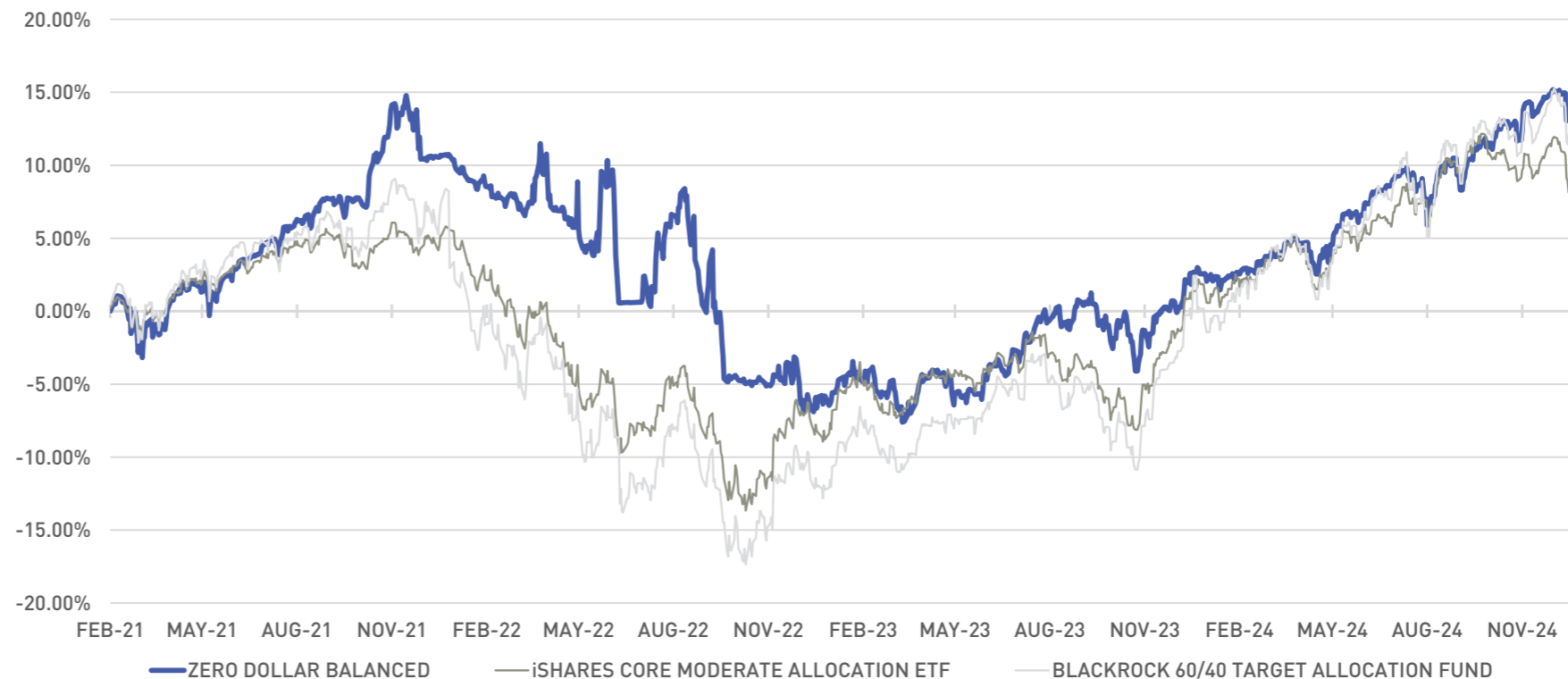
STRATEGY INFORMATION

MINIMUM INVESTMENT:	\$1,000
LIQUIDATION:	3 TRADE DAYS
MANAGEMENT FEE:	0.75%
PERFORMANCE FEE	0.00%

STRATEGY INFORMATION

	STRATEGY	AOM	BIGPX
INCEPTION:	2/5/2021	2/5/2021	2/5/2021
ANNUALIZED RETURN:	3.44%	1.97%	0.55%
STANDARD DEVIATION:	5.74%	5.96%	7.72%
SHARPE RATIO:	0.13	-0.09	0.09
MAX DRAWDOWN:	-19.50%	-18.61%	-24.23%
PEAK:	11/19/2021	11/5/2021	11/2/2021
VALLEY:	3/15/2023	10/14/2022	10/14/2022
CURRENT YIELD:	0.00%	2.71%	2.08%

PERFORMANCE (SINCE INCEPTION)



2024



ANCORATO

ZERO DOLLAR BALANCED

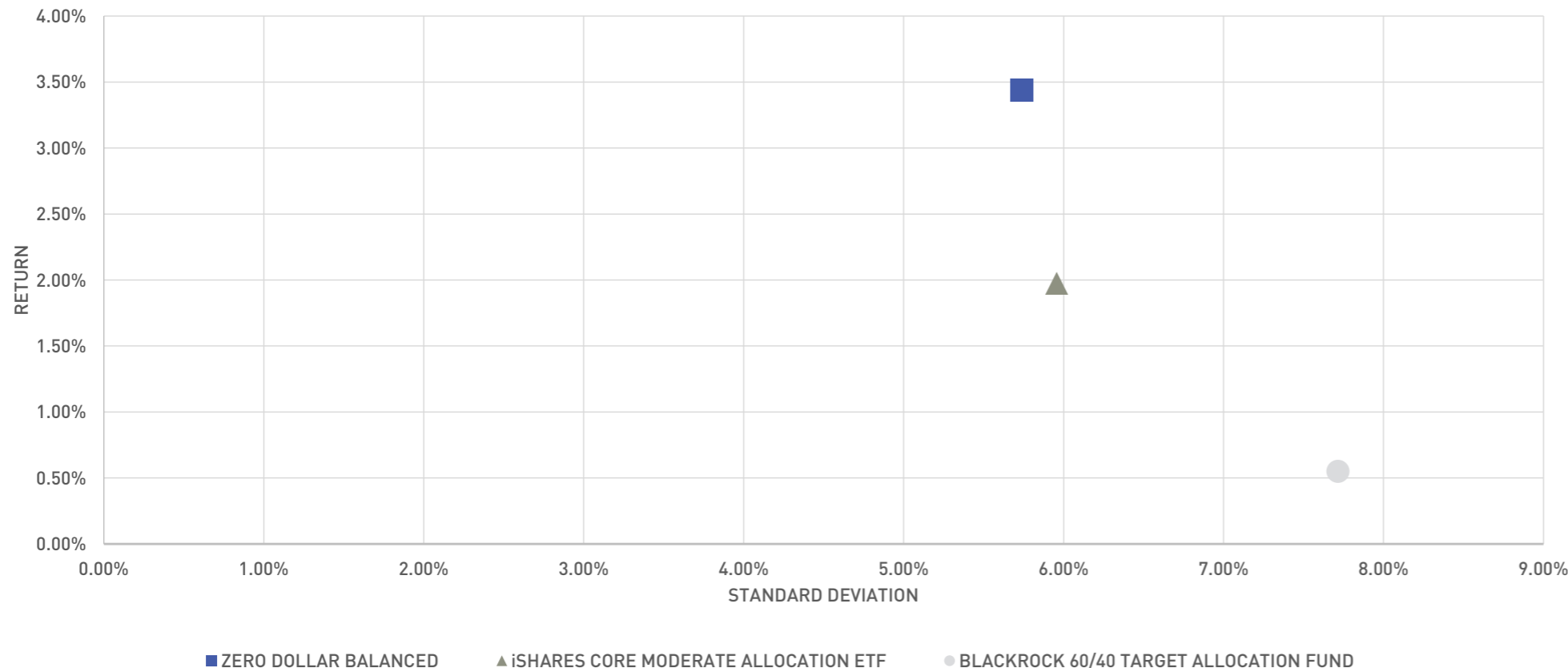
MONTHLY RETURNS

	JAN	FEB	MAR	APR	MAY	JUN	JUL	AUG	SEP	OCT	NOV	DEC	YEAR
2024	-0.43%	1.39%	1.38%	-1.23%	2.76%	1.90%	0.49%	1.28%	1.24%	-0.20%	2.67%	-1.10%	10.53%
2023	1.69%	-1.83%	0.87%	0.78%	-1.81%	3.61%	2.79%	0.21%	-1.30%	-2.29%	3.73%	2.15%	8.67%
2022	-1.54%	-0.87%	1.28%	-3.41%	3.39%	-8.01%	5.30%	-4.34%	-5.97%	-0.20%	1.74%	-2.78%	-15.10%
2021		-1.22%	0.42%	2.52%	0.67%	1.43%	1.65%	1.77%	-0.02%	4.01%	0.57%	-1.73%	10.40%

RETURNS

	QTD	YTD	1 YEAR	3 YEAR ANNUALIZED	SINCE INCEPTION ANNUALIZED
ZERO DOLLAR BALANCED	1.34%	10.53%	10.53%	0.66%	3.44%
iSHARES CORE MODERATE ALLOCATION ETF	-3.70%	5.96%	5.96%	0.75%	1.97%
BLACKROCK 60/40 TARGET ALLOCATION FUND	-9.17%	2.41%	2.41%	-0.12%	0.55%

RISK/REWARD



RISK CONSIDERATIONS

Past performance is not a guarantee of future results. Investment return and market value of investments in the portfolio will fluctuate. Securities, when sold, may be worth more or less than their original cost. The debt securities in which the portfolio invests are subject to certain risks, including issuer risk, reinvestment risk, prepayment risk, credit risk, and interest rate risk. Issuer risk is the risk that the value of fixed income securities may decline for a number of reasons which directly relate to the issuer. Reinvestment risk is the risk that income from the portfolio will decline if the fund invests the proceeds from matured, traded or called bonds at market interest rates that are below the portfolio's current earnings rate. Prepayment risk is the risk that, upon a prepayment, the actual outstanding debt on which the fund derives interest income will be reduced. Credit risk is the risk that an issuer of a security will be unable or unwilling to make dividend, interest and/or principal payments when due and that the value of a security may decline as a result. Interest rate risk is the risk that fixed income securities will decline in value because of changes in market interest rates. Because the assets of the portfolio will be liquidated in connection with the termination, the portfolio may be required to sell securities when it otherwise would not, including at times when market conditions are not favorable, which may cause the portfolio to lose money.

DISCLAIMER

Legacy Investment Solutions, LLC (doing business as Ancorato) is a registered investment advisor with the Securities and Exchange Commission. The firm transacts business in states where it is properly registered or is excluded or exempted from registration requirements. Registration as an investment advisor does not constitute an endorsement of the firm by securities regulators, nor does it indicate that an advisor has attained a particular level of skill or ability. No investment strategy can guarantee positive returns. All investment strategies have the potential for profit or loss. The Information contained in Legacy Investment Solutions' marketing materials should neither be construed as a provision of personalized investment advice nor as a guarantee that a certain level of results will be achieved. Under no circumstances should the information be construed as an offer to sell or solicitation of an offer to buy a particular service or product. To the full extent permitted under applicable law, Legacy Investment Solutions expressly disclaims all warranties of any kind, whether expressed or implied, including but not limited to: implied warranties of merchantability, accuracy, fitness for a particular purpose and non infringement.