

Why Ancorato?

Ancorato is an innovator of actively managed strategies and structured products that are intended to generate income or growth. Our investment team follows a rules-based investment and management process designed to mitigate risk and maximize performance. Since 2019, our income-focused portfolios have averaged double digit annualized returns to investors. Further, since 2019, we have acquired over 220 structured note investments for clients across four different strategies.

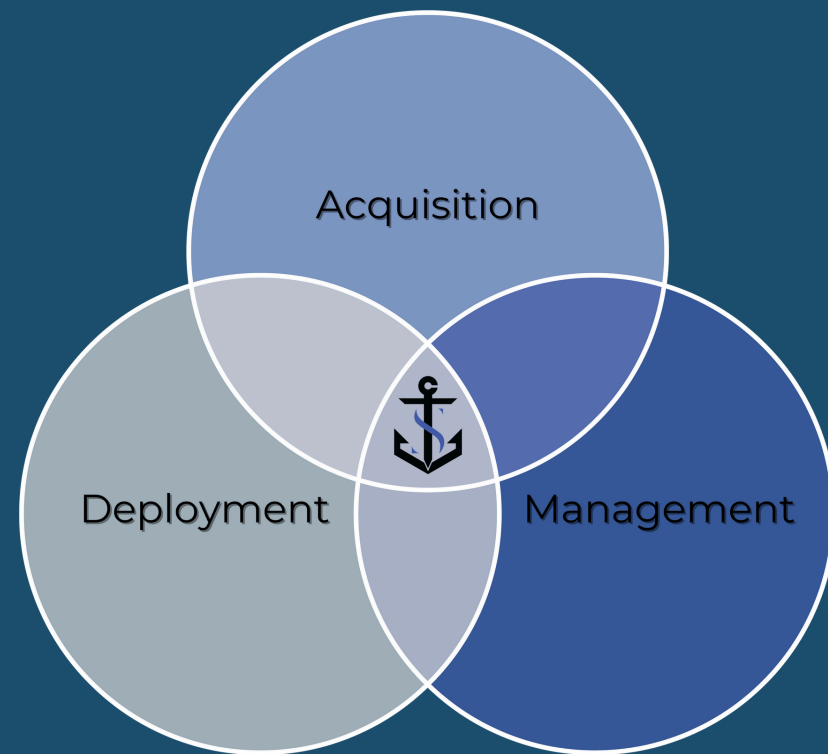


ancoratocapital.com



Schedule a Meeting

info@ancoratocapital.com



ANCORATO

**Anchored Growth &
Opportunistic Growth**
Structured Note Portfolios
(AGSN & OGSN)



RISK CONSIDERATIONS:

Possibility of Loss Upon Maturity: Unless specifically stated in the terms of the structured note, most notes do not provide 100% principal protection. An investor may incur a loss of principal, even if the notes are held to maturity. **Tax Treatment:** The tax treatment of structured notes may be uncertain. It's important to consult a tax advisor regarding the U.S. federal income tax implications of an investment in a structured note. **Liquidity Risk:** Liquidity risk will exist if the issuer chooses not to maintain a secondary market. Available liquidity may vary by issuer. Some issuers may maintain daily liquidity while others may be more limited. Early withdrawal is generally not permitted. **Secondary Market Risk:** Investors who sell notes prior to maturity are subject to secondary market risk, including the risk of loss, as the market price may be less than the initial principal. Factors that determine secondary market pricing may include, but are not limited to, supply and demand, general market conditions, then-current interest rates, the level, liquidity and volatility of any relevant index and time remaining until maturity. These factors differ from the parameters used to calculate the note's final return at maturity. Therefore, secondary market pricing may not be equivalent to are turn determined by the calculation method used at maturity. **Credit Risk:** Investors are dependent on the note issuer's ability to pay all amounts due on the structured notes. Any actual or potential change in the issuer's credit worthiness or credit spreads is likely to adversely affect the value of a structured note. If the issuer defaults on its payment obligations, investors may not receive any amounts owed under the structured notes and could lose their entire investment. **Call Risk:** Certain notes may be callable automatically or at the option of the issuer. If a note is called, the investor will not receive any interest payments that would have been payable for the remainder of the term of the note. **Opportunity Costs:** The opportunity cost of investing in notes can be defined as the forgone "risk-free rate of return" that would be received if the principal was invested in other fixed-income investments. **No Early Redemption:** Notes should be purchased with the intention of holding them until maturity. Some notes may offer an early redemption opportunity, allowing holders the option to redeem prior to maturity. A secondary market for the notes may develop, although there is no guarantee that any person will maintain a secondary market. The value of the notes sold prior to maturity in the secondary market will be subject to then prevailing market conditions and may include a transaction charge. The sale proceeds may be less or more than the original purchase amount paid. **FDIC Insurance:** Structured notes are not FDIC insured. **DISCLAIMER:** Securities offered through Ancorato, LLC, an affiliated RIA of Legacy Wealth Management, LLC. Both Ancorato, LLC, and Legacy Wealth Management, LLC, are registered investment advisors with the Securities and Exchange Commission. Registration as an investment advisor does not constitute an endorsement of the firm by securities regulators, nor does it indicate that an advisor has attained a particular level of skill or ability. This information is provided for educational purposes only. All investment strategies have the potential for profit or loss and no investment strategy can guarantee positive returns. Under no circumstances should this information be construed as an offer to sell or a solicitation of an offer to buy any particular service or product.

ANCORATO ADVANTAGE

2019

Inception of Structured Notes
in SMAs

200+

Total # of
Structured Notes
(All structured note strategies)

52.4%

% Closed/Full Cycle Notes
(All notes as of 06/28/24)

Objectives

Anchored Growth Structured Notes (AGSN)

Focused on downside principal protection and the potential for moderate total return

Opportunistic Growth Structured Notes (OGSN)

Focused on aggressive total return with downside principal protection

At-A-Glance

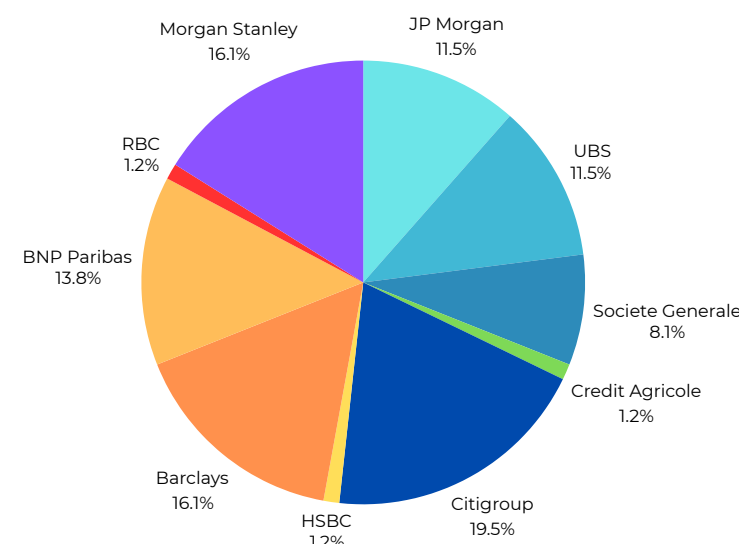
| | AGSN | OGSN |
|--|--------------|---------------|
| Experience Start | 2019 | 2020 |
| Total Full Cycle Notes | 15 | 15 |
| % of Notes Sold Prior to Maturity | 53.33%* | 80.00% |
| Average Duration of Realized Notes (In Years) | 1.22 | 1.08 |
| Weighted Principal Protection of All Notes | 57.51% | 36.70% |
| Weighted Realized Annualized of Full Cycle Notes* | 1.53% | 57.91% |

Average Yearly Non-Weighted Performance

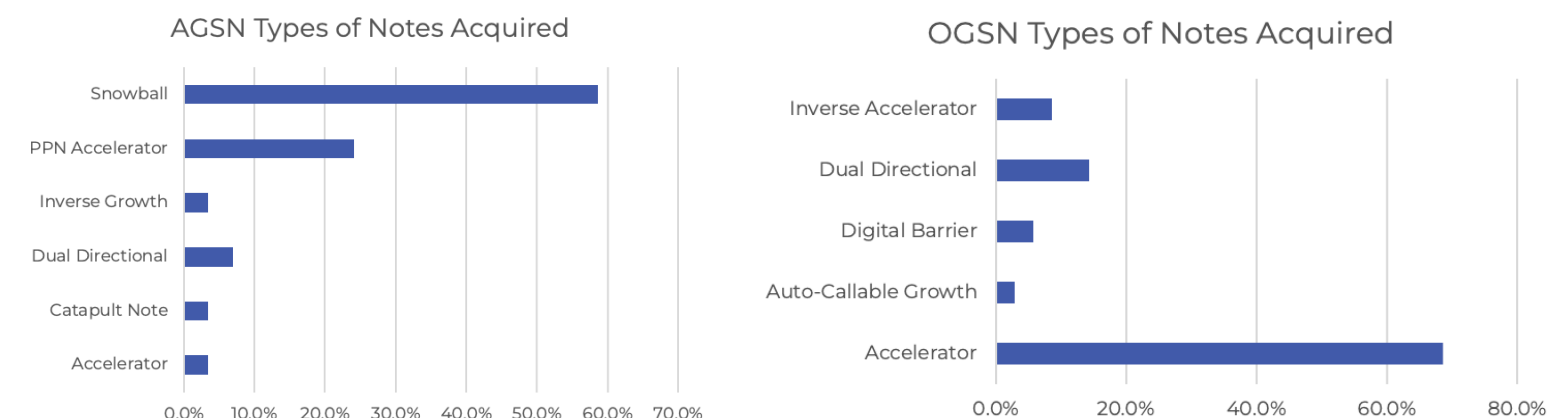
| | AGSN | OGSN |
|------|--------|--------|
| 2019 | N/A | N/A |
| 2020 | 10.90% | -3.93% |
| 2021 | 11.32% | 29.27% |
| 2022 | N/A | 54.09% |
| 2023 | -1.09% | 10.08% |
| 2024 | N/A | 49.66% |

Average performance was calculated by adding up the total performance of each note that was sold or matured during the year and dividing the sum by the total number of notes that were sold or matured that year. No percentage indicates that no notes were sold or matured in that year.

Historical Issuer Allocation All Notes



Historical Types of Growth Notes Purchased



5 Example Anchored Growth Structured Notes in Portfolio* (list is not all inclusive)

| Underliers | Rate | Duration (Months) | Date Purchased | Principal Protection Level | Issuing Bank |
|-------------------------------|---------|-------------------|----------------|----------------------------|----------------|
| Citi Dynamic Asset Selector 5 | 630.00% | 60 | 5/9/24 | 100% | Citigroup |
| S&P 500 | 300.00% | 13 | 5/31/24 | 20% | Morgan Stanley |
| Euro Stoxx 50 | 200.00% | 60 | 6/12/24 | 30% | Goldman Sachs |
| S&P 500 | 100.00% | 24 | 6/27/24 | 20% | BMO Bank |
| S&P 500 | 200.00% | 60 | 4/18/24 | 50% | Barclays |

5 Example Opportunistic Growth Structured Notes in Portfolio* (list is not all inclusive)

| Underliers | Rate | Duration (Months) | Date Purchased | Principal Protection Level | Issuing Bank |
|---------------|---------|-------------------|----------------|----------------------------|------------------|
| TGT/GILD | 500.00% | 36 | 6/3/24 | 25% | JP Morgan |
| TSLA/XOM/NTLA | 500.00% | 60 | 4/22/24 | 40% | JP Morgan |
| DIS/AAPL/OXY | 325.00% | 18 | 4/22/24 | 25% | JP Morgan |
| ON/CSCO | 500.00% | 18 | 4/12/24 | 25% | Societe Generale |
| XLE/GLD/VNQ | 650.00% | 60 | 2/2/24 | 30% | Morgan Stanley |

INVESTMENT SUMMARY

- **AGSN Minimum Investment: \$35,000**
- **OGSN Minimum Investment: \$50,000**
- AGSN underliers: Primarily broad-based indices and/or sector ETFs
- OGSN underliers: Primarily individual stocks
- Available on qualified and non-qualified accounts
- Available on multiple custodians through **Strategy Link**
- Tax Document: 1099 from custodian

*Net of fees, past performance is no guarantee of future performances. Notes that have not experienced a valuation date have been excluded from realized distribution calculations. Performance is as of 6/30/2024

*Net of fees, past performance is no guarantee of future performances. Notes that have not experienced a valuation date have been excluded from realized distribution calculations. Performance is as of 6/30/2024